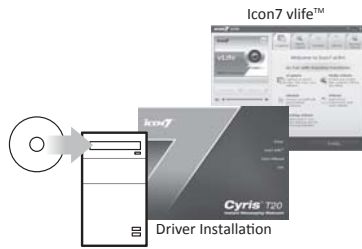




I



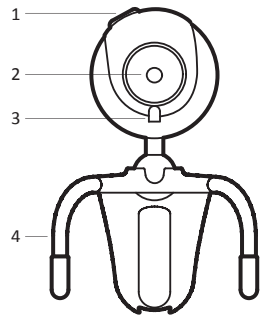
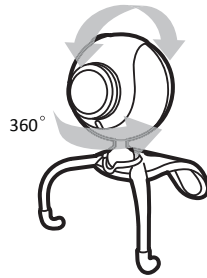
II



III



IV



- PT 1. Botão Instantânea
2. Objektiv ajustável
3. Indicador de funcionamento da câmara web
4. Base tipo tripé

- DE 1. Schnappschuss- Taste
2. Einstellbares Objektiv
3. Webcam Ein/Aus-Anzeige
4. Dreibeiniges Stativ

- FR 1. Bouton image instantanée
2. Objectif réglable
3. Indicateur Marche/Arrêt de la webcam
4. Support à trois pieds

- IT 1. Pulsante di Scatto
2. Obiettivo regolabile
3. Indicatore On/Off della webcam
4. Supporto treppiede

- RU 1. Кнопка снимка
2. Регулируемый объектив
3. Индикатор включения веб-камеры
4. Стойка-крепление

- CZ 1. Tlačítko fotografování
2. Staviteľný objektív
3. Indikátor zapnutí/vypnutí webové kamery
4. Stojánek se třemi nožkami

- SK 1. Tlačidlo pre fotografovanie
2. Nastaviteľný objektív
3. Indikátor činnosti webkamery
4. Stojan s tromi nožkami

- SL 1. Gumb Posnetek
2. Prilagodljive leče
3. Lučka aktivnosti spletne kamere
4. Trinožno stojalo

- PL 1. Przycisk migawki
2. Regulowany obiektyw
3. Wskaźnik włączenia /wyłączenia sieci web
4. Podstawa na trzech nogach

- HU 1. Pillanaték gomb
2. Állítható objektív
3. Webkamera Be/Ki kijelző
4. Hárolámbú állvány

- RO 1. Buton Instantaneu
2. Lentile reglabile
3. Indicator cameră Web pornită/oprită
4. Trepid

- AR 1. زر اللقطة السريعة
2. عدسة قابلة للتحريك
3. مصباح تشغيل كاميرا الويب
4. حامل ثلاثي

- EN 1. Snapshot Button
2. Adjustable Lens
3. Webcam On/Off Indicator
4. Tri-Leg Stand

- SP 1. Botón Instantánea
2. Objektiv ajustable
3. Indicador de activación/desactivación de la cámara Web
4. Base de tres patas

EN To view the complete User's Manual and/or to install the driver, please refer to either the CD enclosed in the package, or go online to:

www.icon7.com/support.aspx

SP Para visualizar el Manual de usuario completo y/o instalar el controlador, consulte el CD incluido en el embalaje o diríjase a:

www.icon7.com/support.aspx

PT Para ver o Manual do usuário completo e/ou para instalar o driver, consulte o CD que acompanha o produto, ou visite:

www.icon7.com/support.aspx

DE Um die gesamte Bedienungsanleitung zu lesen und/oder den Treiber zu installieren, sehen Sie bitte auf der mitgelieferten CD nach

oder im Internet unter: www.icon7.com/support.aspx

FR Pour voir le Mode d'emploi complet et/ou pour installer le pilote, veuillez consulter le CD fourni dans le paquet, ou allez sur le site

web: www.icon7.com/support.aspx

IT Per visualizzare per intero il manuale dell'utente e/o installare il driver, consultare il CD in dotazione o visitare online il sito:

www.icon7.com/support.aspx

RU Для просмотра полного руководства пользователя и (или) установки драйвера см. либо входящий в комплект поставки

компакт-диск, либо перейдите на веб-сайт: www.icon7.com/support.aspx

CZ Pokyny pro zobrazení celé uživatelské příručky a/nebo pro instalaci ovladače najdete na disku CD přiloženém v krabici nebo online na:

www.icon7.com/support.aspx

SK Pre prezretie kompletneho návodu na obsluhu a/alebo inštaláciu ovládača si pozrite buď CD priložený v balení, alebo navštívte

internetovú stránku: www.icon7.com/support.aspx

SL Za ogled celotnega Priročnika za uporabo in/ali namestitve gonilnika, prosimo uporabite priloženi CD, ali pojdite na:

www.icon7.com/support.aspx

PL W celu wyświetlenia całego podręcznika użytkownika i/lub instalacji sterownika należy odszukać w opakowaniu dysk CD lub przejść

online pod adres: www.icon7.com/support.aspx

HU A teljes felhasználói kézikönyv megtekintéséhez és/vagy az illesztőprogram telepítéséhez tekintse meg a csomagban mellékelte CD,

vagy látogassa meg a weboldalt: www.icon7.com/support.aspx

RO Pentru a vedea Manualul de utilizare complet și/sau pentru a instala driverul, consultați CD inclus în pachet sau accesați online:

www.icon7.com/support.aspx

AR لعرض دليل المستخدم أملا أو تثبيت برنامج التشغيل، يرجى الرجوع إلى القرص المدمج المرفق بالعبوة أو زيارة الموقع الإلكتروني:

www.icon7.com/support.aspx

Federal Communications Commission (FCC) Declaration of Conformity

Icon7 USB Webcam

This equipment has been tested and found to comply with the limits for a Class B digital device, pursuant to Part 15 of the FCC Rules. These limits are designed to provide reasonable protection against harmful interference in a residential installation. This equipment generates, uses, and can radiate radio frequency energy and, if not installed and used in accordance with the instructions, may cause harmful interference to radio communications. However, there is no guarantee that interference will not occur in a particular installation. If this equipment does cause harmful interference to radio or television reception, which can be determined by turning the equipment off and on, the user is encouraged to try to correct the interference by one or more of the following measures:

* Reorient or relocate the receiving antenna.

* Increase the separation between the equipment and receiver.

* Connect the equipment into an outlet on a circuit different from that to which the receiver is connected.

* Consult an authorized dealer or service representative for help.

Icon7 is not responsible for any radio or television interference caused by using other than recommended cables and connectors or by unauthorized changes or modifications to this equipment. Unauthorized changes or modifications could void the user's authority to operate the equipment.

This device complies with Part 15 of the FCC Rules. Operation is subject to the following two conditions:

(1) this device may not cause harmful interference, and (2) this device must accept any interference received, including interference that may cause undesired operation.

Responsible party:



FCC Caution: Any changes or modifications not expressly approved by the party responsible for compliance could void the user's authority to operate this equipment.

RSVP Your Icon7 Style Now!

Thank you for your interest and purchase of an Icon7 product!

Your enjoyment and satisfaction with our product(s) are our greatest achievements, and to better serve you, we cordially invite you to register your Icon7 product online at: www.icon7.com/support.aspx

Please go to the link above to register and receive Icon7's latest news, product, software and driver updates, plus other fun-filled offerings... So, don't wait and REGISTER TODAY!

* For complete information about Icon7's Privacy Policy, please visit us at www.icon7.com

Icon 7 Inc. 2-Year Limited Warranty Information

Thank you for your purchase of our product! Icon 7 Inc. ("Icon7") warrants your Icon7 hardware product against defects in material and workmanship under normal conditions of use and service for two years beginning from your original date of purchase. Please retain your original dated sales receipt as proof of the date of purchase. You will need it and might be requested to show the receipt for your warranty service. In addition, this warranty is limited to the original purchaser and is non-transferable. Under this warranty, Icon7, at its discretion, shall repair or replace the defective device.

For this warranty to be in effect, by normal conditions of use, the product should be used and handled as outlined in the instructions accompanying the product. Icon7 does not cover any damage due to accident, negligence or misuse of the product.

This warranty is only valid if the product is used on the required systems as outlined on the packaging. Please check the product box or user's manual for further details and instructions. Any other inquiry, please e-mail: support@icon7.com.

Repair or replacement, as indicated in this warranty, is at the discretion of Icon7. Icon7 shall not be responsible or liable for any incidental damages. Some territories/countries do not allow limitations on how long a warranty lasts, so the above limitation may not apply to your particular territory/country.